



FOR THE YEAR ENDED DECEMBER 31, 2018

# 2018 ANNUAL FINANCIAL REPORT HIGHLIGHTS

BRITISH COLUMBIA, CANADA

SURREY.CA

# CONTENTS

## INTRODUCTION

Award for Outstanding Achievement in Popular Annual Financial Reporting	3
Message from the Mayor	4
City Council & Surrey Officers	5
Surrey Facts & History	6
Awards	10
Achievements	12
Finance Report	16
Financial Information	17
Consolidated Statement of Financial Position	22
Consolidated Statement of Operations	23
Services & Contact Information	24

This report features highlights from Surrey's 2018 Annual Financial Report.

For the detailed 2018 Annual Financial Report that meets legislated requirements, please visit [www.surrey.ca](http://www.surrey.ca) (City Government > City Departments > Finance > Financial Documents).

Hard copies are available upon request.

The 2018 Annual Financial Report Highlights is available for the general public electronically on the City of Surrey's website.



Government Finance Officers Association

**Award for  
Outstanding  
Achievement in  
Popular Annual  
Financial Reporting**

Presented to

**City of Surrey  
British Columbia**

For its Annual  
Financial Report  
for the Fiscal Year Ended

**December 31, 2017**

*Christopher P. Morrill*

Executive Director/CEO

**AWARD FOR OUTSTANDING ACHIEVEMENT IN  
POPULAR ANNUAL FINANCIAL REPORTING**

The Government Finance Officers Association of the United States and Canada (GFOA) has given an Award for Outstanding Achievement in Popular Annual Financial Reporting to City of Surrey for its Popular Annual Financial Report for the fiscal year ended December 31, 2017. The Award for Outstanding Achievement in Popular Financial Reporting is a prestigious national award recognizing conformance with the highest standards for preparation of state and local government popular reports.

In order to receive an Award for Outstanding Achievement in Popular Annual Financial Reporting, a government unit must publish a Popular Annual Financial Report, whose contents conform to program standards of creativity, presentation, understandability and reader appeal.

An Award for Outstanding Achievement in Popular Annual Financial Reporting is valid for a period of one year only. We believe our current report continues to conform to the Popular Annual Financial Reporting requirements, and we are submitting it to GFOA.



## MESSAGE FROM THE MAYOR

On behalf of City Council, it is my pleasure to present the 2018 Annual Financial Report Highlights for the City of Surrey.

We are proud to continue to work on your behalf by keeping municipal taxes one of the lowest in the region. It is important for the City of Surrey to work collaboratively with all levels of government, businesses, non-profit organizations, and residents to continue to promote strong, vibrant communities and it is an honour to be part of that work.

The City of Surrey works hard to maintain a robust financial status as a result of comprehensive planning and dedicated management.

We continue to create a vibrant business ecosystem that catalyzes the development of jobs, investment, entrepreneurship and innovation within Surrey making our city competitive and abounding with opportunity.

Our city's success is a shared success. The ongoing effort of residents, businesses, community leaders, and administration all contribute to the healthy growth of what I believe is the best city. Our Council is committed to ensuring a strong financial state while continuing to foster a progressive, livable and sustainable city.

Sincerely,

A handwritten signature in black ink that reads "Doug McCallum". The signature is written in a cursive, flowing style.

Doug McCallum  
Mayor



## CITY COUNCIL

### BACK

Linda Annis  
Doug Elford  
Jack Hundial  
Brenda Locke

### FRONT

Steven Pettigrew  
Laurie Guerra  
Mayor Doug McCallum  
Alison Patton  
Mandeep Nagra



## CITY COUNCIL & SURREY OFFICERS

### Surrey Officers

City Manager

V. Lalonde

General Manager, Investment & Intergovernmental Relations Department D. Jones

Chief Librarian

S. Bhogal

General Manager, Parks, Recreation & Culture Department L. Cavan

Director, Strategic Initiatives & Corporate Reporting

D. Luymes

General Manager, Planning & Development Department J. Lamontagne

Fire Chief

Chief L. Garis

General Manager, Policing Transition T. Waterhouse

General Manager, Corporate Services Department

R. Costanzo

Officer in Charge, Surrey RCMP Detachment

Chief Supt. D. McDonald

General Manager, Engineering Department

F. Smith

**Auditors** – BDO Canada LLP

General Manager, Finance Department

K. Grewal

**Bankers** – Royal Bank of Canada




# SURREY FACTS & HISTORY



City of Surrey Archives, 1982 Pre-emption Map

PHOTOS COURTESY OF SURREY ARCHIVES





1881 - FIRST TOWN HALL  
PHOTO COURTESY OF SURREY ARCHIVES



SURREY MUSEUM

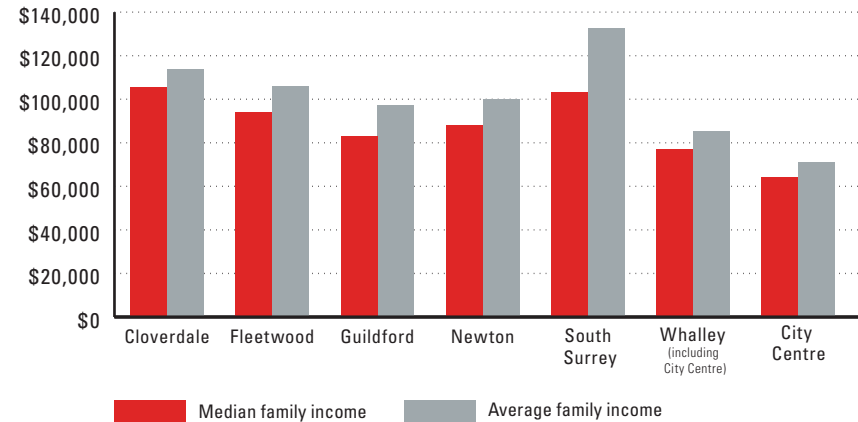
- 1879 Surrey incorporated as a district municipality consisting of 35 property owners
- 1881 First Town Hall built at Surrey Centre
- 1904 Fraser Bridge opened
- 1929 Surrey Leader newspaper first published
- 1937 Pattullo Bridge opened
- 1940 King George Boulevard (Highway) officially opened
- 1948 Surrey Parks Commission established
- 1962 New Municipal Hall constructed at Highway 10 and 142 Street
- 1971 Surrey's population reaches 96,000
- 1990 The SkyTrain Expo Line expands from New Westminster to Surrey
- 1993 Surrey celebrated becoming a City and a SkyTrain link opens
- 1996 Surrey's population surpassed 300,000
- 2001 Surrey became the 11th largest city in Canada and Surrey RCMP celebrated 50 years of service to the City
- 2005 Surrey citizens elected its first female Mayor and its first Indo-Canadian Councillor
- 2008 Surrey awarded the Cultural Capital of Canada designation from the Department of Canadian Heritage
- 2009 Surrey adopted a new corporate image with a new logo and the tagline "the future lives here"
- 2010 Surrey served as an official venue for the 2010 Winter Olympics and hosted a celebration site at Holland Park
- 2011 First major Canadian city to host an electric vehicle charging station at City Hall
- 2012 RCMP "E" Division headquarters was relocated to Green Timbers facility
- 2013 The Real Estate Investment Network (REIN) released its 2013 report of the 'Top British Columbia Investment Towns' naming Surrey at the number one spot for the fourth consecutive year
- 2014 The new Surrey City Hall officially opened its doors
- 2015 The world class FINA-certified Guildford Aquatic Centre opens to the public
- 2016 Grandview Heights Aquatic Centre, the second FINA-certified aquatic facility opens to the public  
Surrey's state of the art Operations Centre opens  
In partnership with Metro Vancouver Regional Parks, Surrey Bend Regional Park opens to the public
- 2017 South Surrey Operations Centre completed construction on time and opened their doors November 2017
- 2018 The Surrey Biofuel Facility, North America's first closed-loop waste-to-energy system Biofuel Facility, opened its doors in the Spring  
  
Museum of Surrey expansion, a community driven cultural facility with ever-changing exhibits, programs and special events that reflect innovation and creativity of Surrey residents, opened September 2018

The City of Surrey is the second-largest city in the province of British Columbia, located at the crossroads of the Pacific Rim, Greater Vancouver and the United States. Surrey's population of approximately 567,688 grows every year and a rich ethnic diversity flourishes in this vibrant community. Visitors and residents alike enjoy Surrey's natural beauty of green forests, tranquil rivers and spectacular parks. With its agricultural heritage and economic growth, the City of Surrey is proud to declare its vision, "the future lives here".

Surrey is approximately 317 km<sup>2</sup>, an area almost equal to that of Vancouver, Richmond and Burnaby combined (344 km<sup>2</sup>).

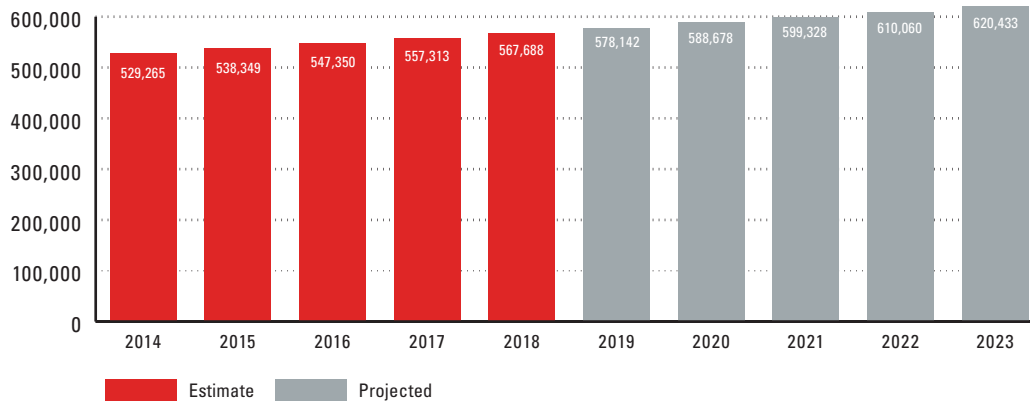
### Average and Median Income in Surrey's Communities by Economic Families

Source: Statistics Canada 2016. Census Profile. 2015 Census.



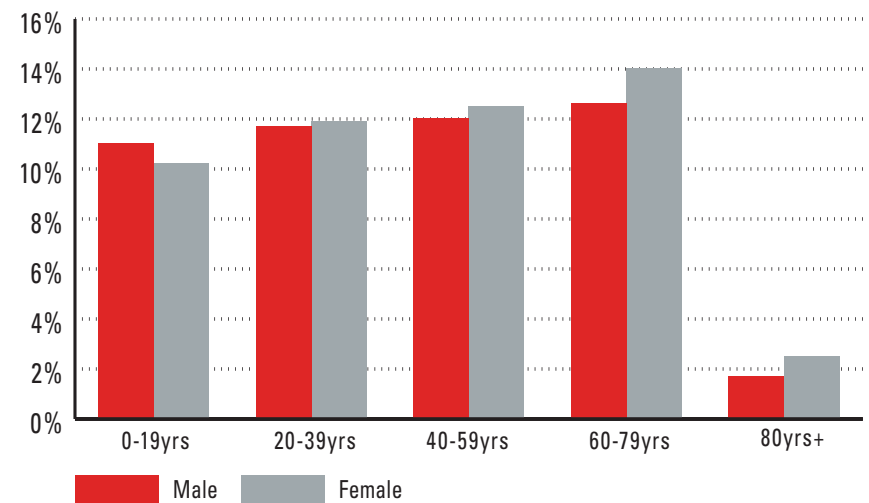
### 10 Year Population Estimates and Projection

Source: City of Surrey Planning & Development Department



### Demographics by Age and Gender

Source: Statistics Canada 2016. Census Profile. 2015 Census.

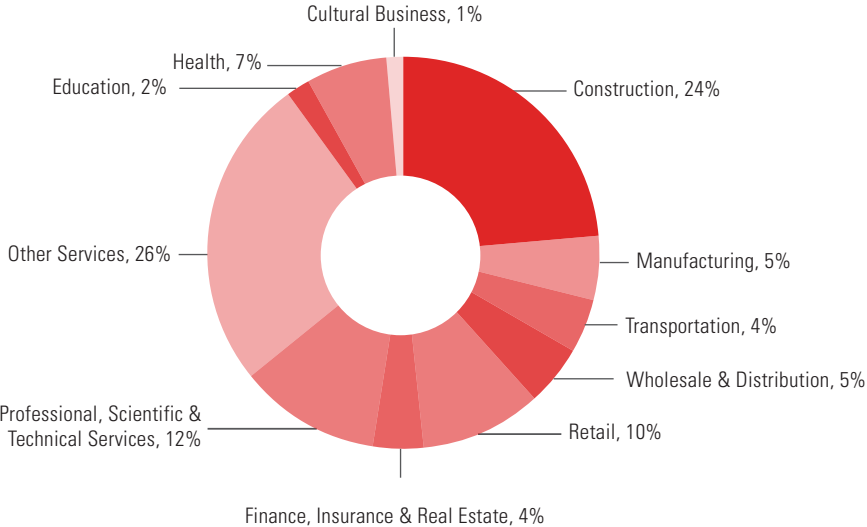




Over 17,769 businesses are based in Surrey, including 2,679 new businesses in 2018, which is a 4% increase from 2017. Investors are taking advantage of Surrey's diverse economy, skilled labour force and excellent regional and international distributions links.

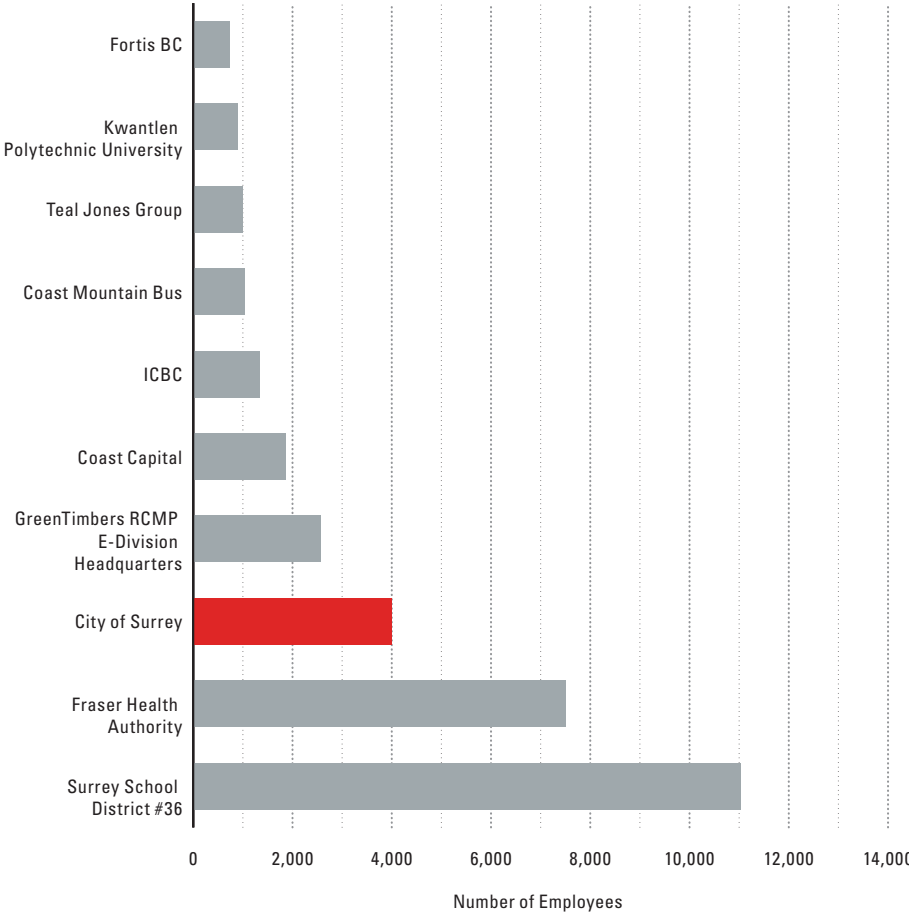
**Business Distribution in Surrey by Sector**

*Source: City of Surrey Economic Development Division*



**Top 10 Employers in Surrey in 2018**

*Source: City of Surrey Economic Development Division*



*Note: These numbers are self-reported by the listed organizations. Other companies may have ranked but did not respond to information requests by the deadline.*

*These numbers depict only the employees who are employed at the Surrey locations of the above organizations.*

MAIN STAGE



**The City of Surrey was recognized for hosting the "Most Outstanding Public Event Over \$200,000" for the Canada Day celebration by the Canadian Event Industry Association.**

DEPARTMENT	AWARDS
POLICING TRANSITION	Arnold Silzer Award for Community Policing Initiative: awarded to our Surrey Outreach team, a joint project by Public Safety & RCMP
INVESTMENT & INTERGOVERNMENTAL RELATIONS	Gold AVA Digital Award: received for the Invest Surrey microsite
	Silver Vega Award: received for the Invest Surrey microsite
	Silver Summit International Award - HQP Campaign featuring Surrey highly qualified professionals
FINANCE	Government Finance Officers Association Distinguished Budget Presentation Award: 2018-2022 Financial Plan
	Government Finance Officers Association Canadian Award for Financial Reporting: 2017 Annual Report
	Government Finance Officers Association Award for Outstanding Achievement in Popular Annual Financial Reporting: 2017 Annual Report Highlights
	A+ rating from C.D. Howe Institute - 2018 edition of its Annual Municipal Fiscal Accountability report card
PARKS, RECREATION & CULTURE	Heritage Education & Awareness Recognition Award from Heritage BC for the Surrey: City of Stories, Legacy Book
	International Association for Public Participation Award for the Parks, Recreation & Culture Strategic Plan
	Best Public Festival: awarded by the Canadian Event Industry Association for Surrey's Fusion Festival
	Heritage BC Award: received for the city's legacy book, Surrey: A City of Stories
	Planning Institute of British Columbia's Gold Award: Excellence in Policy Planning - received for 10-year Parks, Recreation & Culture Strategic Plan
	"Most Outstanding Public Event Over \$200,000" for the City of Surrey's Canada Day by Canadian Event Industry Association
	"Best Festival" awarded to Fusion Festival by Special Events Magazine 2019 Gala Awards
	"Certified Gold" awarded to the Surrey Arts Centre by the Rick Hansen Foundation Assessment Certification program
	"Certified Gold" awarded to the Cloverdale Recreation Centre by the Rick Hansen Foundation Assessment Certification program
<i>Sustainability Office</i>	2018 Impact Award: an international award from the Community Indicators Consortium for the City of Surrey's Sustainability Dashboard
	Climate & Energy Action Awards - Honourable Mention: from BC's Community Energy Association for the Surrey Biofuel Facility (Corporate Category)
	Climate & Energy Action Awards - Honourable Mention: from BC's Community Energy Association for the Integrated Sustainability Education Program (Collaboration Category)
CORPORATE SERVICES	BC Top Employer 2018: received for 13 consecutive years
	Top Employer for Young People 2018: offering many diverse co-op and mentorship opportunities
	Canada's Most Admired Corporate Cultures 2018 -- awarded to the City of Surrey in the "Broader Public Sector" category by Waterstone Human Capital
ENGINEERING	Envision® Platinum Award for the Surrey Biofuel Facility
	2018 CAMA Environment Award: for Surrey's Biofuel Facility
	2018 "Biggest Leap Forward" Award: HUB Bike Awards for City Cycling Network improvements
	Safety and Health Team Award: BC Municipal Safety Association for Engineering Operations safety improvements
	BC Municipal Safety Association (BCMSA) Safety & Health Individual Champion Award: awarded to Ray Kerr for demonstrated safety leadership qualities
	American Public Works Association Exceptional Performance Award in Public Works Safety: for the City's commitment and continuous improvements to workplace safety.
Canadian Public Works Association Award (CPWA) as part of CPWA's 2018 National Public Works Week (NPWW) Awards Contest.	
PLANNING & DEVELOPMENT	2018 NAIOP Awards for Municipal Excellence: for Most Fiscally Responsible, received for Commercial/Industrial development
	2018 NAFA Clear Air Award: for Surrey Operations Centre (Main Works Yard)
	2018 Community Recognition Award: for Surrey Operations Centre (Main Works Yard) for leadership in Wood Design and Building at 2018 Union of BC Municipality Convention
	2018 AIBC Lieutenant Governor's Award for Architecture: awarded to Carscadden Stokes McDonald Architects Inc. for South Surrey Operations Centre
	LEED Silver Certification: for South Surrey Operations Centre, final construction review
SURREY LIBRARIES	Council of the Federation Literacy Award 2018: for outstanding achievement, innovative practice and excellence in literacy





**The Surrey Biofuel Facility won the 2018 Environmental Award from the Canadian Association of Municipal Administrators and the Platinum Award from the Institute for Sustainable Infrastructure.**



**With a population of over 567,000, Surrey is projected to welcome an average of 8,950 residents per year for the next five years. Staff will continue to work efficiently and effectively in delivering high quality services, continue to pursue new revenue opportunities and implement innovative ideas and solutions that will position the City for continued success.**

**Some notable achievements of the City of Surrey during 2018 were:**

- Phase I of the Transitional Housing Plan was completed in June 2018 through a collaboration between several City departments, the Surrey RCMP, BC Housing and non-profit societies, adding 180 units of temporary modular housing accommodation to serve residents who were homeless or living in shelters prior to occupying the housing.
- A Corporate Grants Committee made up of representatives from all departments was launched in 2018 to track and coordinate grant opportunities and applications; significant grant applications in 2018 included \$50 million supporting flood protection and climate adaptation, \$50 million for a joint submission with the City of Vancouver to Infrastructure Canada's Smart Cities Challenge, and \$7.5 million for community-based programs to prevent youth involvement in gangs.
- The Surrey Biofuel Facility was successfully commissioned in early 2018, and the plant is operating successfully, transforming organic (green) waste into renewable natural gas and organic compost for recycling; the Facility won several national and international awards including: the Institute for Sustainable Infrastructure Envision Platinum Award and the 2018 Canadian Association of Municipal Administrators' Environmental Award. This facility will allow the City to completely eliminate its net corporate greenhouse gas emissions.
- Successfully advocated for senior government to commit \$1.65 billion to fund rapid transit in Surrey; this funding has been allocated by the new Mayor and Council to the extension of the Expo Line SkyTrain.



- Secured land-lease agreements to facilitate three interim transitional accommodation sites (modular housing) in the City Centre, on a combined area of 4.6 acres, which provides 160 temporary housing units in support of the City's transitional supportive housing initiative and the alleviation of street homelessness along 135A Street.
- Surrey Fire Service's Dispatch Client base expanded from 34 to 40 other municipalities fire and public works departments due to the six recently contracted clients. This strategically allows increased control of quality and costs of service for Surrey and secures multi-year contract revenues on a net positive basis for the City's operating budget.
- Completed construction of the new fire department Central Training Facility classroom and office building. The new building will contain four classrooms, six offices and support rooms enabling a variety of training to fire department staff, city staff and other groups.
- Released the Advanced Manufacturing & Innovation Economy Market Strategy, in partnership with SFU and KPU, with funding from the Labour Market Partnerships Program administered by the Ministry of Social Development & Poverty Reduction. This study developed a three-phased action plan to address skills gaps and labour market shortages.
- Completed Museum of Surrey expansion for a highly successful grand opening event in September 2018. The expansion is designed to better serve children, add aboriginal history space, and capability to host higher level exhibits.
- Launched the findings of the Task Force on Gang Violence Prevention, leading to the development of a new model for youth and gang violence prevention.



- In partnership with HUB Cycling, 33 modifications to cycling paths were implemented in under 20 days including replacing baffle gates with bollards, adding signage and levelling paths improving both the safety and the accessibility of many of our bike paths for cyclists and those who use mobility devices.
- Expanded the Surrey RCMP's Gang Enforcement Team (SGET) to ramp up enforcement efforts targeting individuals associated to gangs and organized crime. SGET also introduced a new vehicle to assist with ongoing gang prevention and community outreach efforts, including delivery of Shattering the Image presentations to youth and parent groups on the dangers of drugs and gangs.
- Promoted the value of learning by hosting the Grand Reading Link Challenge for kids from grades four and five, with 220 teams of kids from 45 Surrey Schools participating, for a total of 2,594 children.
- Completed two External Business Community Outreach Workshops: Surrey Board of Trade and Fraser Valley Local Business Information Expo.





**Surrey's financial system continues to be developed to increase functionality both for internal and external customers, providing increased functionality and continuing with overall process efficiencies.**

## REPORT *from the* General Manager, Finance

It is my pleasure to submit the Annual Financial Report Highlights for the year ended December 31, 2018.

The financial statements and related information in this section have been taken directly from the City's audited Consolidated Financial Statements, which are prepared in accordance with Canadian Public Sector Accounting Standards as prescribed by the Public Sector Accounting Board (PSAB) of the Chartered Professional Accountants of Canada (CPA).

### FINANCIAL OVERVIEW

The City continued its investment in civic facilities in 2018 with construction advancing on multiple projects including the North Surrey Sport and Ice Complex and the Clayton Community Centre. In the residential development sector, the slowing trend towards construction of multi-family dwellings continued in 2018. Overall, the City saw a reduction in the number of residential permits issued in 2018 compared to 2017. Although, the City Centre continues to attract large scale residential projects including low-rise and high-rise developments.

### 2018 in Review

- Consolidated financial position increased to \$62.8 million compared to \$23.0 million in 2017, an increase of \$39.8 million.
- Consolidated non-financial assets increased to \$9.0 billion compared to \$8.6 billion in 2017. The increase is the net result of capital additions of physical assets in the year, offset by disposals and amortization expense.
- Consolidated revenues increased to \$1,159.2 million compared to \$1,024.3 million in 2017. The increase was primarily attributable to additional property taxes, utility fees, licenses, permits, development cost charges and developer contributions.
- Consolidated expenses increased to \$773.0 million compared to \$737.2 million in 2017. This year-over-year change was primarily attributable to increases noted in Police and Fire services, Parks, Recreation and Culture programming, Engineering services, Planning and Development, and in the cost of Water, Sewer, Drainage and Solid Waste.

- The City's statutory reserve funds, net of internal borrowings to fund capital programs, amount was \$86.2 million at the end of 2018 compared to a balance of \$103.5 million at the end of 2017. This decrease is mainly due to increase use of internal borrowings to fund capital programs during 2018.
- The deferred development cost charge balance was \$277.7 million, an increase over the balance of \$254.3 million at the end of 2017. This is a reflection of the City's steady development activity.

### THE FUTURE

2018 was another year of significant growth and development throughout the City, with more residents than ever making our City their home. As we look to future years, we can expect the trend of strong growth to continue, and with this growth will come further demand for services and infrastructure. Two significant initiatives that have been made strategic priorities by Mayor and Council, the creation of our own City Police force and Skytrain, will serve to enhance public safety and transportation respectively for our residents for years to come. The Skytrain extension is part of Translink's South of Fraser Area Transit Plan that will help shape and impact our City like no other capital project before it, laying the foundation for Surrey's transportation needs for years to come. In addition to these, the City, with support and direction from Mayor and Council, has continued several key capital investments that will support our residents' needs. These projects include the completion of a new recreation and cultural facility in Clayton, a partnership with the YMCA to deliver recreation services in the City Centre, a third field hockey turf field and covered bleachers at Tamanawis Park, a new Kabaddi Facility, a new stadium at Bear Creek Park, and various park additions and expansions.

Working under the direction and guidance of our new City Council, the City of Surrey has been, and continues to be, in a strong financial position to deliver a high quality of service and capital infrastructure to its residents and businesses for years to come.

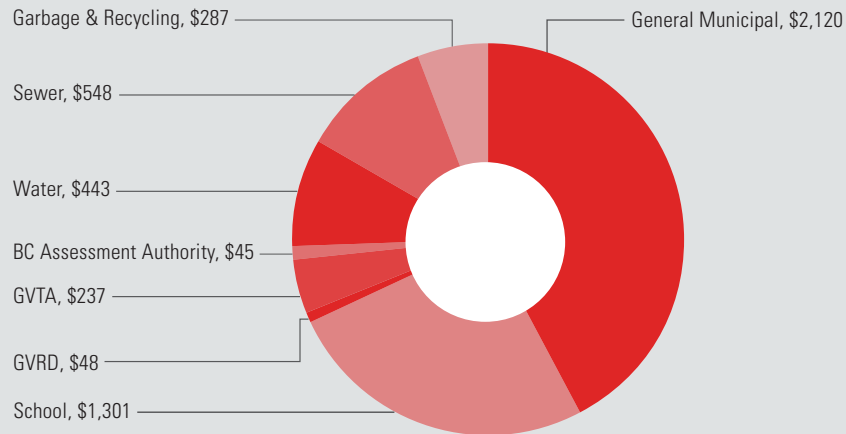


General Manager, Finance  
Kam Grewal, CPA, CMA

Financial data used to prepare this information is taken directly from the Consolidated Financial statements for highlight purposes only. This information is presented in conformity with generally accepted accounting principles (GAAP). For a copy of the full 2018 Annual Financial Report including the audited Financial Statements, please go to [www.surrey.ca](http://www.surrey.ca).

### 2018 Average Residential Tax and Utilities Bill\*

Source: City of Surrey Finance Department

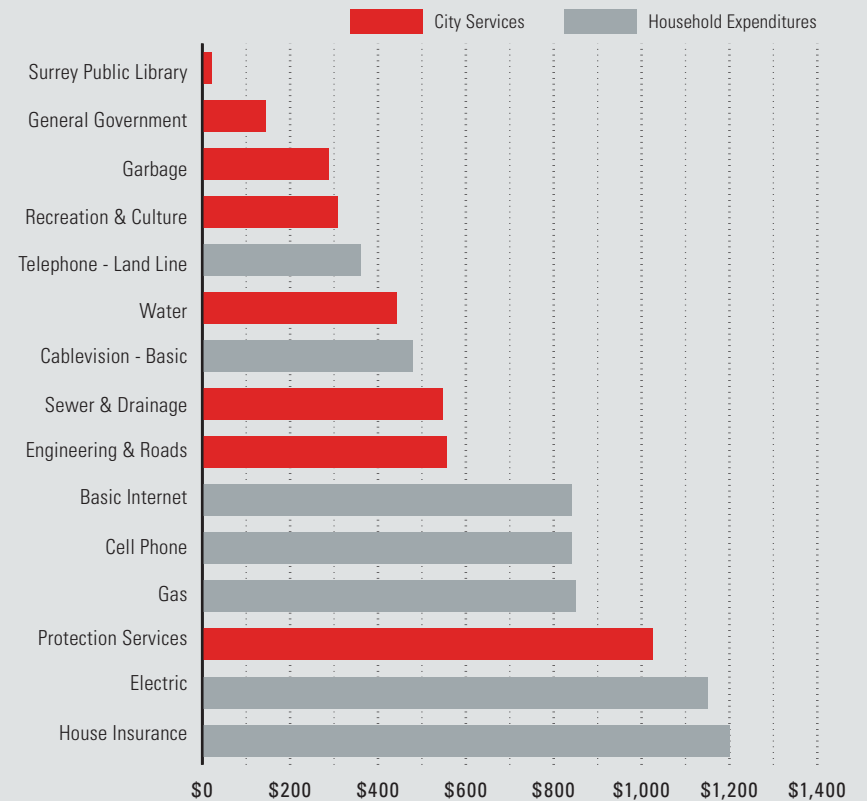


\* Based on an Average Residential Dwelling with Assessed Value of \$1,118,663

Note: If Eligible for full Provincial Home Owner Grant, taxes are reduced by \$570 (\$845 if over 65 years of age or disabled)

### 2018 Household Expenditures vs City Services

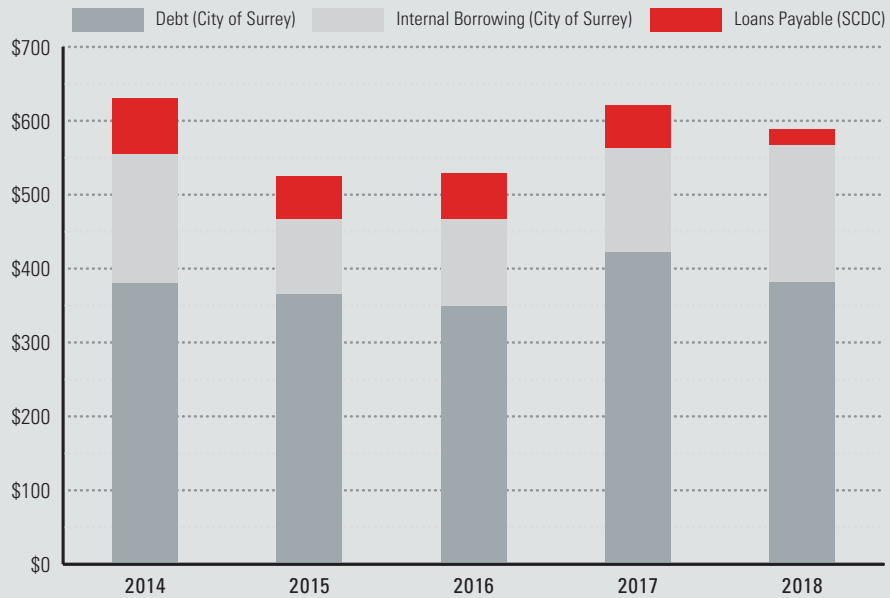
Source: City of Surrey Finance Department





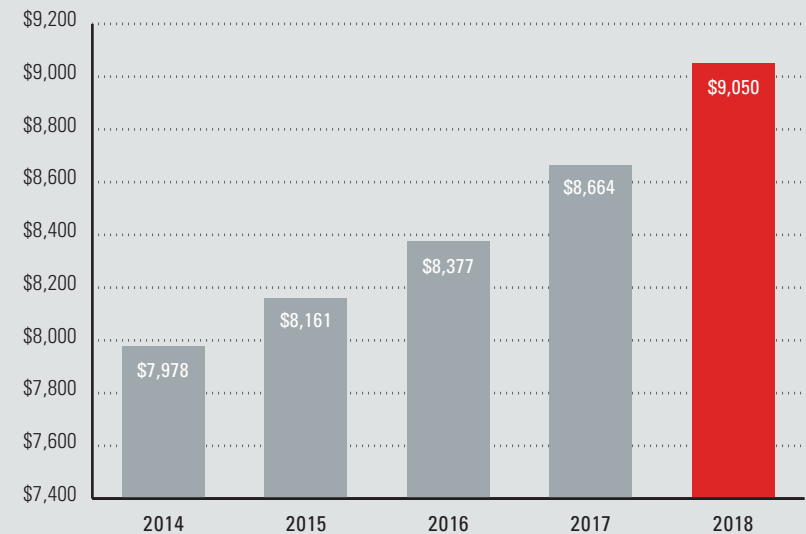
**Consolidated Debt Per Capita**

Source: City of Surrey Finance Department



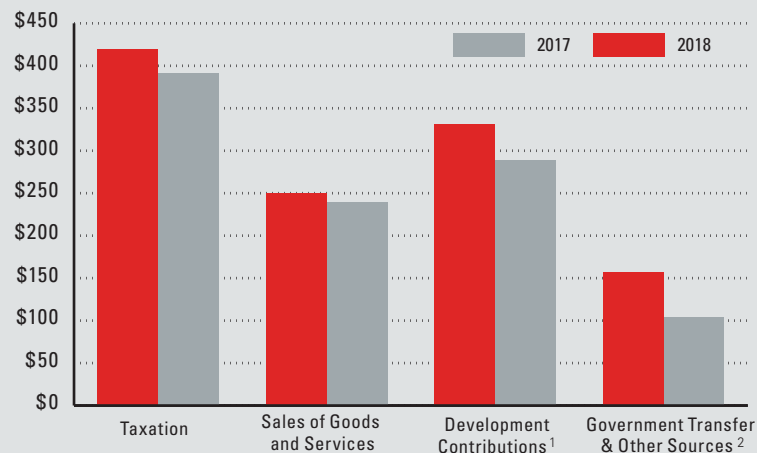
**Total Accumulated Surplus (in millions)**

Source: City of Surrey Finance Department



### Year over Year Comparison of Revenue Sources (in millions)

Source: City of Surrey Finance Department



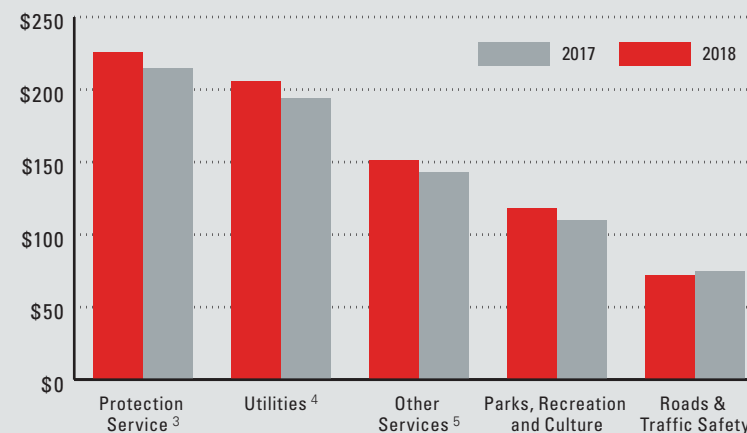
- Taxation revenue increased year over year resulting from tax increases and growth.
- Sales of Goods and Services revenue increased year over year resulting from growth and rate increases for utility and other fees.
- Development Contributions revenue increased year over year resulting from an increased amount of related developer contributions made during 2018.
- Government Transfer & Other Sources revenue increased year over year due to capital projects in which government transfers were received along with higher gains on sale of assets resulting from increased land sales.

<sup>1</sup> Development Contributions includes Development Cost Charges and Developer Contributions

<sup>2</sup> Government Transfers & Other Sources includes Investment Income, Government Transfers and Other

### Year over Year Comparison of Expenses by Function (in millions)

Source: City of Surrey Finance Department



- Protection Services expenses increased slightly year over year due to higher RCMP costs resulting from the annualization of previously added members and related wages.
- Utilities expenses increased slightly year over year primarily due to an increase in water and sewer regional district usage during 2018 compared to 2017.
- Other Services expenses increased primarily due to an increase in general government and planning & development costs related to increased staffing.
- Parks, Recreation and Culture increased year over year resulting from the additional operating costs of new facilities.
- Roads & Traffic Safety expenses decreased slightly year over year resulting from cost savings on various maintenance contracts along with postponement of several transportation projects.

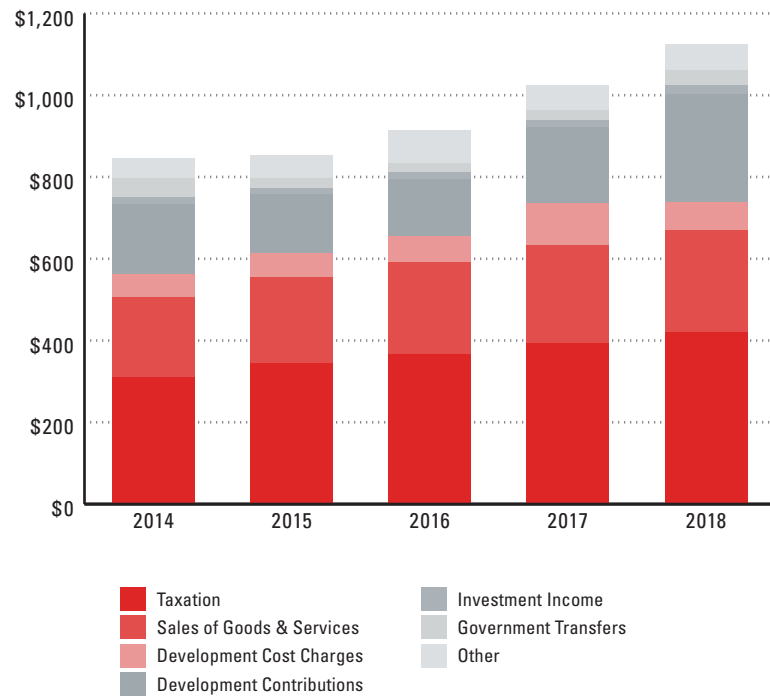
<sup>3</sup> Protection Services includes the functions of Police and Fire Services

<sup>4</sup> Utilities includes Water, Sewer, Drainage and Solid Waste

<sup>5</sup> Other Services includes General Government, Engineering, Surrey City Energy, Parking, Planning & Development and Library Services

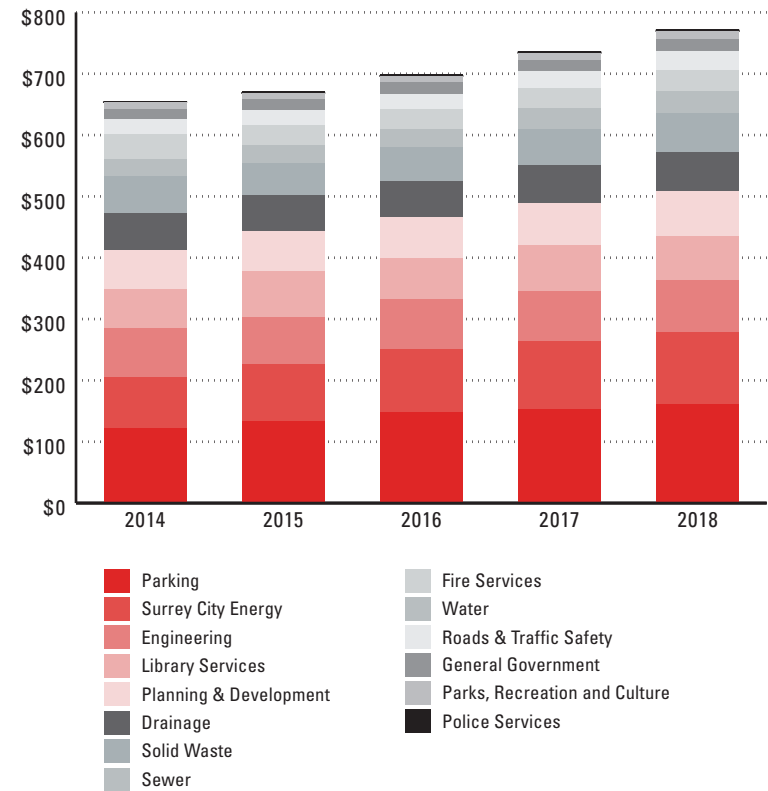
### Revenue By Sources (in millions)

Source: City of Surrey Finance Department



### Expenses By Function (in millions)

Source: City of Surrey Finance Department





Source: City of Surrey Finance Department

**CONSOLIDATED REVENUES (in thousands):**

	2018	2017	2016	2015	2014
Taxation	\$ 420,145	\$ 391,695	\$ 365,863	\$ 343,460	\$ 309,948
Sales of goods and services	250,281	240,037	226,242	211,520	195,356
Development cost charges	68,353	104,963	61,260	58,598	56,611
Developer contributions	263,556	183,736	141,214	143,004	170,536
Investment income	22,633	17,533	16,500	16,437	18,454
Government transfers	51,722	24,677	22,784	22,405	46,129
Other	82,541	61,679	80,838	58,016	48,764
	\$ 1,159,231	\$ 1,024,320	\$ 914,701	\$ 853,440	\$ 845,798

**CONSOLIDATED EXPENSES BY FUNCTION (in thousands):**

	2018	2017	2016	2015	2014
Police services	\$ 161,096	\$ 152,798	\$ 148,379	\$ 133,003	\$ 120,938
Parks, recreation and culture	118,159	110,435	102,710	93,830	84,583
General government	83,649	81,896	80,232	75,323	79,567
Roads & traffic safety	72,006	75,334	66,936	75,269	63,650
Water	72,964	67,715	67,147	65,281	63,126
Fire services	64,669	62,262	60,183	58,858	61,114
Sewer	63,274	59,971	55,096	52,471	59,861
Solid waste	35,147	33,117	28,999	28,690	27,605
Drainage	35,062	32,986	32,171	33,790	40,969
Planning and development	29,524	27,241	25,449	24,003	24,383
Library services	20,157	19,051	18,532	18,283	15,780
Engineering	13,561	11,050	10,326	9,717	12,061
Surrey City Energy	1,399	1,105	395	231	284
Parking	2,385	2,244	2,243	1,724	1,239
	\$ 773,052	\$ 737,205	\$ 698,798	\$ 670,473	\$ 655,160

## CONSOLIDATED STATEMENT OF FINANCIAL POSITION

As of December 31, 2018, with comparative figures for 2017 (in thousands of dollars)

	2018	2017
<b>FINANCIAL ASSETS<sup>1</sup></b>		
Cash and cash equivalents	\$ 228,057	\$ 77,809
Accounts receivable	156,647	142,276
Investments	726,855	808,196
	<b>1,111,559</b>	<b>1,028,281</b>
<b>LIABILITIES</b>		
Accounts payable & accrued liabilities	181,128	169,124
Deposits and prepayments	316,662	277,648
Deferred revenue	44,290	36,957
Deferred development cost charges	277,681	254,294
Debt	229,024	267,219
	<b>1,048,785</b>	<b>1,005,242</b>
<b>NET FINANCIAL ASSETS<sup>2</sup></b>	<b>62,774</b>	<b>23,039</b>
<b>NON-FINANCIAL ASSETS<sup>3</sup></b>		
Tangible capital assets	8,982,600	8,635,809
Inventories of supplies	760	929
Prepaid expenses	4,197	4,375
	<b>8,987,557</b>	<b>8,641,113</b>
<b>ACCUMULATED SURPLUS<sup>4</sup></b>	<b>\$ 9,050,331</b>	<b>\$ 8,664,152</b>

<sup>1</sup> Financial assets: cash resources and liquid assets.

<sup>2</sup> Net financial assets: the net financial position, calculated as the difference between financial assets and liabilities.

<sup>3</sup> Non-financial assets: the non-financial assets that are owned which will be utilized for future services, including tangible capital assets, inventories and prepaid expenses. Non-financial assets can normally be used only for service provision to accomplish future objectives.

<sup>4</sup> Accumulated surplus: This is an indicator of the City's overall financial health. It is the different between the combined financial assets and non-financial assets as compared to its liabilities and includes the investments in tangible capital assets (capital equity), total reserves (restricted funds), appropriated surplus (internally appropriated funds) and general or unrestricted funds.

## CONSOLIDATED STATEMENT OF OPERATIONS<sup>1</sup>

For the year ended December 31, 2018, with comparative figures for 2017 (in thousands of dollars)

	2018 Budget <sup>2</sup>	2018	2017
<b>REVENUES</b>			
Taxation revenue	\$ 420,515	\$ 420,145	\$ 391,695
Sales of goods and services	243,058	250,281	240,037
Development cost charges	161,595	68,353	104,963
Developer contributions	142,629	263,556	183,736
Investment income	20,103	22,633	17,533
Transfers from other governments	36,921	51,722	24,677
Other	73,984	82,541	61,679
<b>TOTAL REVENUES</b>	<b>\$ 1,098,805</b>	<b>1,159,231</b>	1,024,320
<b>EXPENSES</b>			
Police services	165,698	161,096	152,798
Parks, recreation and culture	117,631	118,159	110,435
General government	88,195	83,649	81,896
Roads and traffic safety	73,326	72,006	75,334
Water	75,631	72,964	67,715
Fire services	65,520	64,669	62,262
Sewer	64,742	63,274	59,971
Solid waste	36,956	35,147	33,117
Drainage	33,587	35,062	32,986
Planning and development	29,969	29,524	27,241
Library services	20,462	20,157	19,051
Engineering	12,354	13,561	11,050
Surrey City Energy	2,115	1,399	1,105
Parking	2,177	2,385	2,244
<b>TOTAL EXPENSES</b>	<b>788,363</b>	<b>773,052</b>	737,205
<b>ANNUAL SURPLUS<sup>3</sup></b>	<b>310,442</b>	<b>386,179</b>	287,115
Accumulated Surplus, beginning of year	8,664,152	8,664,152	8,377,037
Accumulated Surplus, end of year	\$ 8,974,594	\$ 9,050,331	\$ 8,664,152

<sup>1</sup> The statement of operations shows the sources of revenues and expenses, the annual surplus or deficit and the change in the accumulated surplus.

<sup>2</sup> The budget numbers represent the City's plan for revenue and expenses set at the beginning of the year.

<sup>3</sup> Annual surplus is the net income/(loss) for the current year operations.



The City of Surrey provides administrative & regulatory support, protection services, infrastructure support, recreation & culture services and community planning services for the citizens of Surrey. The following is a list of contact information for these services:

### **City of Surrey**

13450 – 104 Avenue  
Surrey, British Columbia  
V3T 1V8 Canada

Tel: 604-591-4011  
Hours: 8:30 am to 4:30 pm  
Website: [www.surrey.ca](http://www.surrey.ca)

### **ADMINISTRATIVE & REGULATORY:**

#### **Mayor and Council**

Mayor: 604-591-4582  
Council Office: 604-591-4805  
Email: [Mayor@surrey.ca](mailto:Mayor@surrey.ca)

#### **City Manager's Office**

Enquiries: 604-591-4122  
Email: [CityManager@surrey.ca](mailto:CityManager@surrey.ca)

#### **Investment & Intergovernmental Relations Department**

Enquiries: 604-591-4128  
Email: [EconDev@surrey.ca](mailto:EconDev@surrey.ca)

#### **Finance Department**

Reception: 604-591-4235  
Email: [FinanceInquiry@surrey.ca](mailto:FinanceInquiry@surrey.ca)  
Property & Payment Services: 604-591-4181  
Secondary Suite Clerk: 604-591-4516

#### **Corporate Services Department**

Reception: 604-591-4660  
Email: [HumanResources@surrey.ca](mailto:HumanResources@surrey.ca)  
Legislative Services Enquiries: 604-591-4132  
Email: [Clerks@surrey.ca](mailto:Clerks@surrey.ca)

### **PROTECTION SERVICES:**

#### **Bylaw Enforcement, Compliance & Licensing**

Bylaw Enquiries: 604-591-4370  
Email: [Bylawcomplaint@surrey.ca](mailto:Bylawcomplaint@surrey.ca)  
Parking Ticket Enquiries: 604-591-4178  
Business License Clerk: 604-591-4370  
False Alarm Clerk: 604-591-4746  
Animal Control & Dog Licensing:  
604-591-4370  
Surrey Animal Resource Centre: 604-574-6622  
Hours: 9:00 am to 6:00 pm Daily  
Adoptions: 604-574-6623  
After hours emergency line: 604-591-4370

#### **Policing Transition Department**

Enquiries: 604-591-4357  
Email: [publicsafety@surrey.ca](mailto:publicsafety@surrey.ca)

#### **Surrey Fire Services**

Non-Emergency: 604-543-6700  
Emergency calls only: 911

#### **Surrey RCMP**

Non-emergency: 604-599-0502  
Emergency calls only: 911

### **OTHER SERVICE**

#### **Engineering Department**

Reception: 604-591-4340  
Email: [Engwebmail@surrey.ca](mailto:Engwebmail@surrey.ca)  
Calls after 4:30 pm: 604-591-4152  
Land Development: 604-591-4276  
Garbage & Recycling: 604-591-4427  
Recorded Information Line: 604-590-7289  
Service Requests: 604-591-4152  
Transportation Line: 604-591-4853  
Traffic Signals/Street Lights: 604-591-4338  
Water Meter Program: 604-575-9283

#### **Parks, Recreation & Culture Department**

Email: [ParksRecCulture@surrey.ca](mailto:ParksRecCulture@surrey.ca)  
Information Line: 604-501-5000  
Registration Line: 604-501-5100

#### **Surrey Arts Centre at 13750 – 88 Avenue**

Information Line: 604-501-5564  
Box Office: 604-501-5566  
Website: [www.surrey.ca/arts](http://www.surrey.ca/arts)

#### **Surrey Museum at 17710 – 56A Avenue**

Information Line: 604-592-6956

#### **Cemetery Services at 14850 – 28 Avenue**

Administration Office: 604-598-5770  
Email: [cemeteryinfo@surrey.ca](mailto:cemeteryinfo@surrey.ca)

#### **Planning & Development Department**

General Enquiries: 604-591-4441  
Email: [Planningdevelopment@surrey.ca](mailto:Planningdevelopment@surrey.ca)  
Building Inspection Enquiries: 604-591-4231  
Electrical Inspection Enquiries: 604-591-4240  
Plumbing Inspection Enquiries: 604-591-4245  
(The above numbers are accessible 24 hrs.)  
Trees & Landscaping Enquiries: 604-591-4675  
Inspection Schedule Information: 604-591-4650  
Information Line (voicemail only): 604-591-4366

#### **Surrey Public Library**

Administration Office: 604-598-7300  
Website: [www.surreylibraries.ca](http://www.surreylibraries.ca)



Design, layout, production and photos provided by the City of Surrey – Marketing & Communications ©  
CITY OF SURREY | 13450 - 104 AVENUE | SURREY | BRITISH COLUMBIA | V3T 1V8  
**PREPARED BY THE CITY OF SURREY FINANCE DEPARTMENT**

**SURREY.CA**